

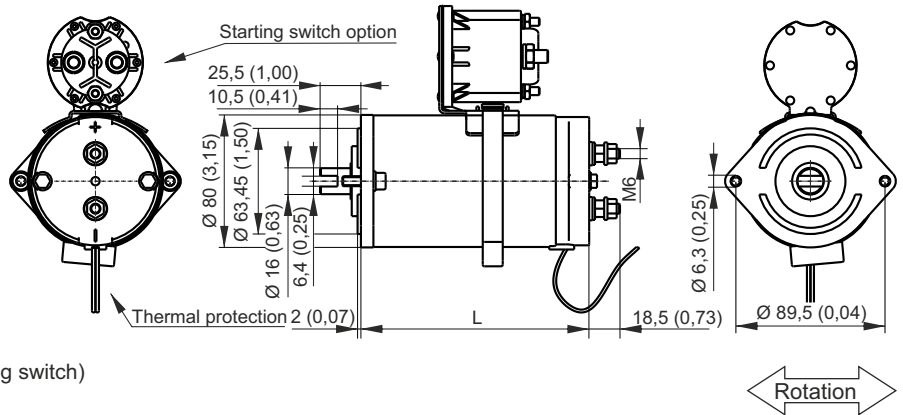
SECTION A



INTEGRAL DC MOTORS Ø80



Permanent magnets
 Protection degree: IP54
 Insulation class: F
 Weight 300W/500W/800W: 2,6 kg (without starting switch)
 Weight 150W: 2 kg (without starting switch)



Code

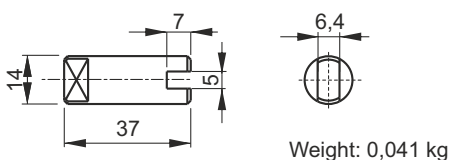
Description	Assembly code	Spare part code	Nominal duty cycle	Nominal speed	Nominal current	L
150W 12V DC + thermal protection	0,15 12DC_T	M46C1ST01	S2: 20 min S3: 30% ED	1200 rpm	28 A	108 mm
150W 24V DC + thermal protection	0,15 24DC_T	M46C2ST01	S2: 20 min S3: 30% ED	1650 rpm	12 A	108 mm
300W 12V DC + thermal protection	0,3 12DC_T	M46C1ST03	S2: 9 min S3: 18% ED	1800 rpm	39 A	137 mm
300W 24V DC + thermal protection	0,3 24DC_T	M46C2ST03	S2: 9 min S3: 18% ED	1800 rpm	20 A	137 mm
500W 12V DC + thermal protection	0,5 12DC_T	M46C1ST05	S2: 5 min S3: 15% ED	2400 rpm	68 A	137 mm
500W 24V DC + thermal protection	0,5 24DC_T	M46C2ST05	S2: 5 min S3: 15% ED	2500 rpm	31 A	137 mm
800W 12V DC + thermal protection	0,8 12DC_T	M46C1ST08	S2: 3 min S3: 10% ED	2800 rpm	119 A	137 mm
800W 24V DC + thermal protection	0,8 24DC_T	M46C2ST08	S2: 3 min S3: 10% ED	3100 rpm	52 A	137 mm

Options & couplings

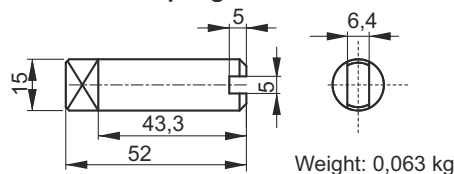
Description	Assembly code	Spare part code
12V DC 150 Amp start relay + mounting kit	S150T 12DC 80	M47TC0001+M47SK0801
24V DC 150 Amp start relay + mounting kit	S150T 24DC 80	M47TC0002+M47SK0801
12VDC 100 Amp start relay (reversible)	R100 12DC*	M47NB0001
24VDC 100 Amp start relay (reversible)	R100 24DC*	M47NB0002
Coupling for Ø 80 DC motors and gr.1 pump	E36200002	
Coupling for Ø 80 DC motors and gr.0 pump	E36200006	
Wired remote control with 2 buttons and 3m cable	P0201 (single acting)	
Wired remote control with 4 buttons and 3m cable	P0202 (double acting)	

Notes:
 The starting switch mounting kit is provided when specifying the /S150 as motor option in the PPC assembly code. When ordering spare starting switches, they must be ordered separately (code: M47SK0801). The coupling is already included when specifying the motor in the PPC assembly code. It is to be indicated only when ordering PPC with no motor but with a coupling.

Coupling E36200002



Coupling E36200006



The reversible start switch cannot be mounted on the motor. It must be fixed on the machine